

Different Shaped Faces

How to Determine the Shape of your Face

You will Need: Pins, mirror, ruler (or Photo camera, Photoshop)



Step 1:

Following your hairline and jaw-line as the outer border of my face, what is the overall shape?



Step 2:

How wide is the widest point of my forehead when compared to my jaw-line?



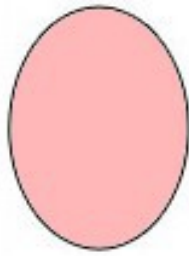
Step 3:

Is the widest point of my jaw-line wider than my forehead?



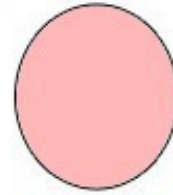
Step 3:

How prominent and rounded are my cheekbones compared to my forehead and jawline?



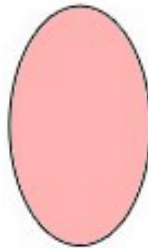
Oval

The length of your face equals one and a half times the width. Considered ideal.



Round

Your face shape is almost as wide as it is long. You probably look younger than your age.



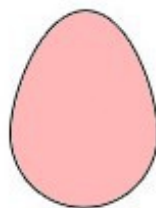
Oblong

Looks like an oval but it has more length and less width. You might appear gaunt.




Square

Your hairline is of approximately the same width as the jaw line. Considered as masculine.



Triangle

Your jawline is fuller/wider than your forehead. You probably look younger than your age, same as round.



Heart

You have a visibly wider forehead than your jawline. Considered attractive but might appear toppled.

Round Faces



Your face shape is almost as wide as it is long. It has gradual curving lines rather than hard angles. Usually both upper and lower parts of your face are full and rounded- and wide at the cheeks.

Goal: to elongate your chin and create length on the side of your face, making it look more slimmer and oval.

Tips:

- Long and lean earrings. Avoid chunky, horizontal shapes.
- Long necklaces with a vertical long pendant and chain that creates a V-neck on your chest
- Large hoops will give an impression on a face that it is smaller
- Tops that have an narrow or angular vertical neckline. Like V- or deep U-necks
- Tops with small or angular patterns (small dots, floral, checks)
- **Hair cuts:** Gentle waves deflect the roundness by masking it. However, extremely curly or straight flat hair can accentuate the roundness. Wispy ends. Long hairstyles with layers around your face to create definition
- **Eyewear & Sunglasses:** Angular frames. Cat-eyes to make your face appear longer. Big sunglasses with wider frames suit you very well. However make sure they're not wider than the width of your face.
- **Hats:** Irregular brims. Height at the crown.

Triangular Faces



Your face might appear as a [round shape](#) but it has visibly narrower forehead than your jawline.

Goal: to create length and slim down the lower part of your face.

Tips:

- Longer earrings than they are wide
- Long necklaces with vertical pendants
- V-necks to create an illusion of a slimmer jawline. Deep U-neck if you have a very angular jawline.
- **Hair cuts:** Curls and waves on top -- adds width around temples. Side-parting. Irregular layers and wispy styles.
- **Eyewear & Sunglasses:** Frames that have design details and color at the top. Cat eyes. Slightly wider than your temples.
- **Hats:** Assymetric brims and crowns with some height -- to draw attention upwards.

Oblong Faces



Your face shape may have less visible cheekbones and gently rounded hairline.

You either have soft or strong facial features like rounded lips and nose, strong jawline and nose, or a combination of both.

o when deciding what looks best on your face place more weight on the facial features and decide what you want to bring out or minimize.

Goal: to make your face appear broader and shorter -- more like an oval.

Tips:

- Large earrings like button pearls, starburst, flowers and other round motifs
- Earrings which have more width than length. Like for example chandeliers with lots of volume
- Small hoops. Large ones will only make your face shape obviously longer.
- Shorter necklaces
- Jewelry with chunkier and round beads
- Boat-neck and wide u-necks
- Tops with large patterns
- **Hair styles:** Both blunt and side-swept bangs. Large curls and waves from the cheekbones and down to your jawline -- avoid adding volume on top as it can elongate your face even more. Chin-length cuts and bobs - the bob should end at the jaw, chin or cheekbones to show off bone structure.
- **Eyewear & Sunglasses:** Decorative or contrasting temples. Oval – shaped frames. Slightly wider than your cheekbones.
- **Hats:** Full or upturned brims. Little height in the crown.

Oval Faces



The length of your face equals one and a half times the width. This face is *well balanced and proportional*.

Your face shape is often slightly wider at the mid-points of the sides. The jawline is softly rounded and not too narrow yet not too wide.

However, your hairline may be slightly wider than the lower part of the face and has the tendency to look like a diamond/heart facial shape, but it's really not because a diamond/heart shape is obviously more wider around the hairline and cheekbones.

Goal: To enhance your best features (eyes, nose, lips etc)

Best Items:

- Sunglasses with slightly rounded square frames
- **If you have delicate features (soft and curved):** Sharp detail or corners, like triangles, square cut stones or straight lines.

If you have sharp features (sharp and angular): Soft shapes such as pearls, tear drops, circles, and ovals are best.

- All kinds of hairstyles. Have in mind that a fringe can shorten your face and make it look rounder. If you don't want to look fleshier, make sure you sweep the fringe to the sides and pair it up with somewhat oblong earrings.

Square Faces



You probably have a very strong jaw line and might appear a bit "masculine" around the lower part of your face.

This shape normally has an angular jaw and hairline of approximately the same width as the jaw line.

Goal: to soften your jaw line with soft and curved shapes. Angular motifs should be avoided as it can enhance your square shape.

Tips:

- Jewelry with rounded and curved edges
- Long earrings to pull attention away from your sharp jaw line, forming a vertical line from your chin
- Hoop earrings will soften your face shape
- Long necklaces to create a longer portrait area. This makes the eyes skip over the strong jawline.
- Tops, sweaters and dresses with rounded patterns.
- **Hair cuts:** Long hair like curtains along the sides of your face. Long layers with sideswept bangs. Curly hair soften the strong lines, remember to keep the length below the jawline.
- **Eyewear & Sunglasses:** Oval – shaped or slightly rounded frames. Aviators. Details at the top of the frames to draw the eye upwards from your square jawline.
- **Hats:** Wear it at an angle to soften the squareness.

Heart and Diamond Faces



Wide cheekbones and narrow jawline

Diamond: A diamond shaped face is almost an oval where the widest point hits the midpoint of the sides of the face. The hairline and chin are noticeably narrower than the center (the widest part of the face).

Heart: A heart shaped face resembles a diamond. The only difference is that **both** forehead and midpoint are wider than your lower face.

Goal: Achieve balance between upper and lower portions of your face.

Tips:

- U-necks to tone down your pointy chin
- If you want to highlight a pointed chin, choose a pendant or earrings that mirror your face shape
- For the diamond - earrings with curved shape at the ear post
- For the heart - long earrings like chandelier and tassel
- Chokers and short necklaces with gentle roundness to them
- **Hair styles if you have heart face shape:** Chin-length or longer styles. Side-parted hair styles. Swept-forward layers around the upper face but with gently wispy bangs. A chin length bob also looks great as it creates a balanced look by giving fullness where you need it - the jawline.
- **Hair styles if you have a diamond face shape:** Almost everything works with your face (as long as you are a true diamond with wider midpoints and narrow forehead and jawline). You can wear shorter styles, however if you may need to leave weight in the back nape area like a heart shaped face. This will achieve more balance between your dramatic cheekbones and more delicate chin line.
- **Eyewear & Sunglasses:** Frames that add width below your eyeline. Round or oval – shaped frame. Rounded aviators.
- **Hats:** Prominent crown - makes your forehead look longer and narrower. Wear a hat on an angle